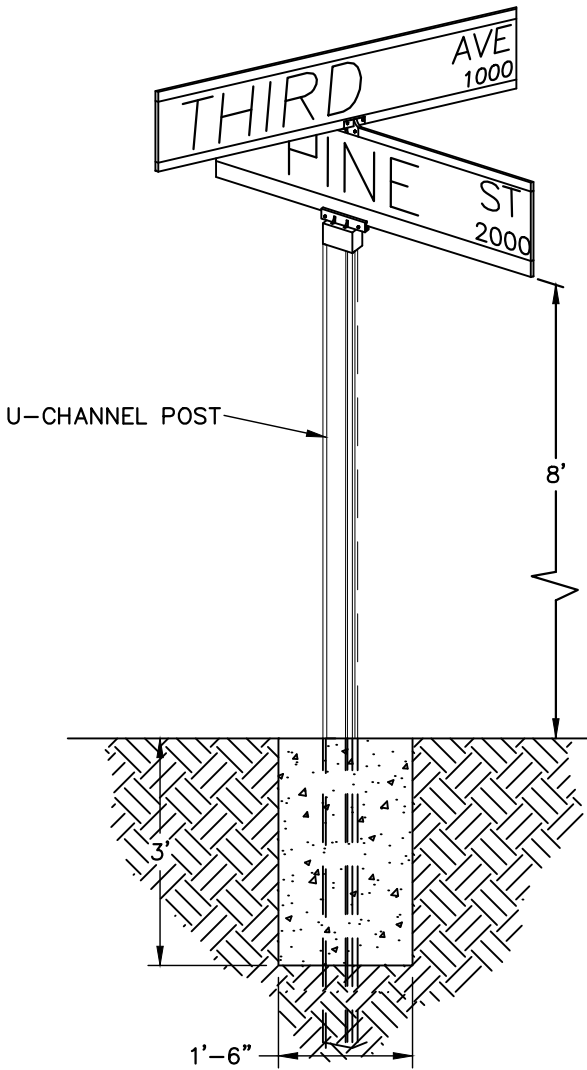


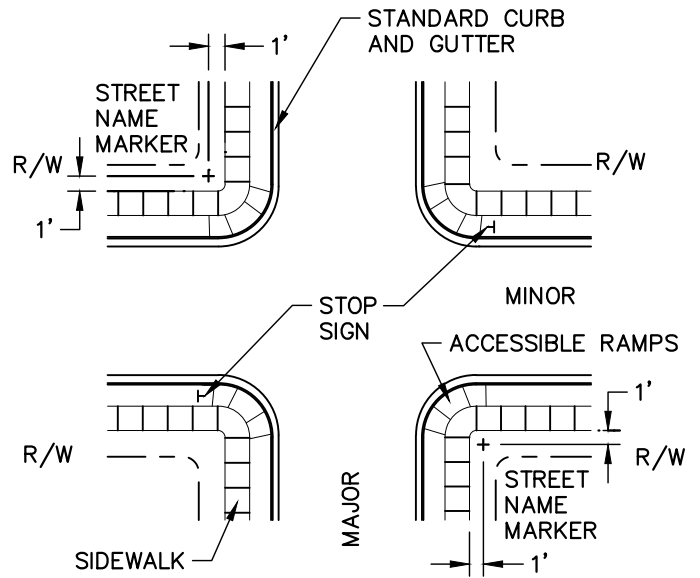
INSTALLATION OF STREET NAME SIGN



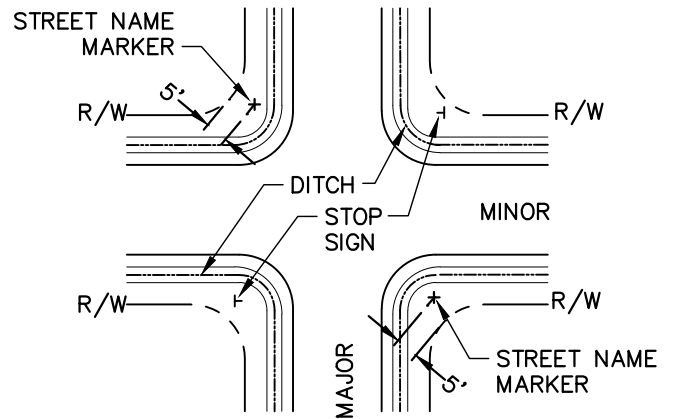
NOTES:

1. TWO STREET NAME MARKERS ARE REQUIRED IF THE MAJOR STREET HAS 3 OR MORE LANES.
2. ANY VARIANCE FROM THIS STANDARD MUST BE APPROVED BY THE TOWN OF KNIGHTDALE.
3. ALL DECORATIVE SIGNS MUST BE REVIEWED AND APPROVED BY THE TOWN.

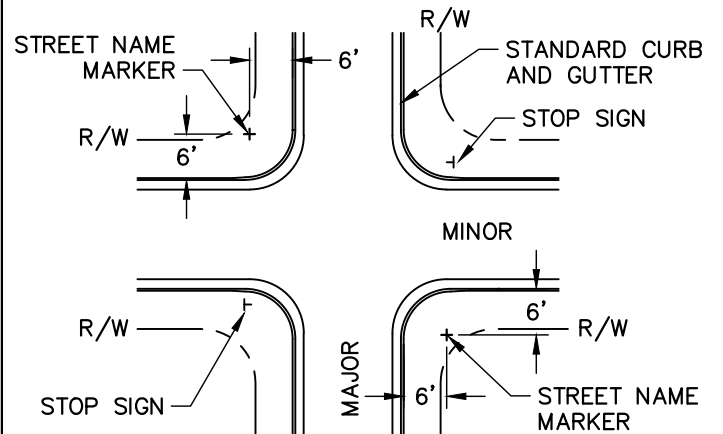
INTERSECTION WITH SIDEWALK, CURB, AND GUTTER



INTERSECTION WITH DITCHES, AND NO CURB AND GUTTER



INTERSECTION WITH CURB AND GUTTER



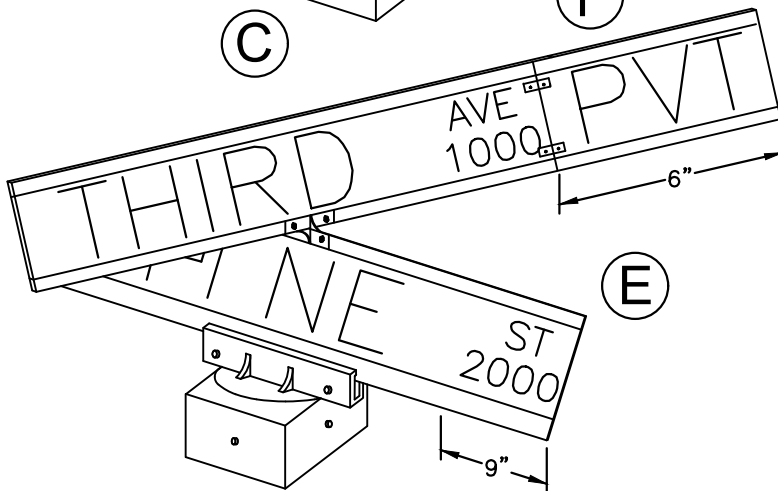
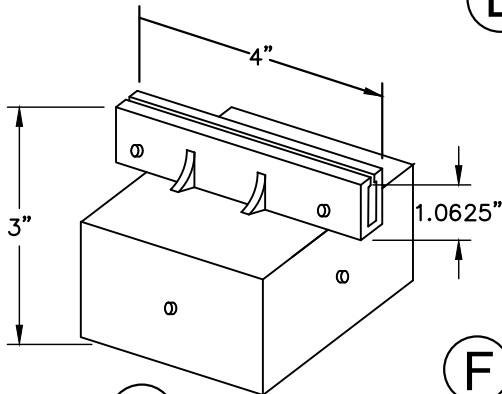
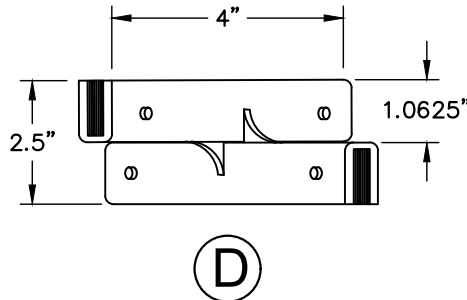
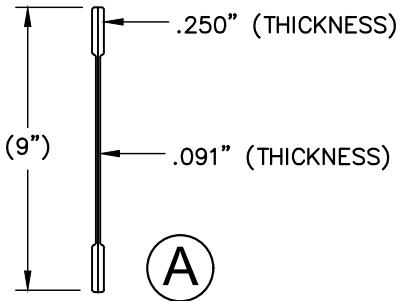
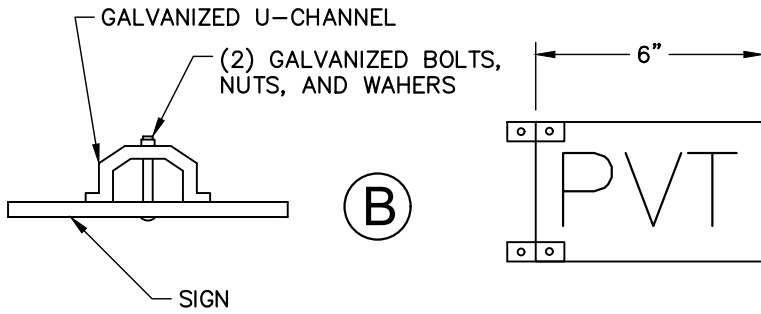
REVISIONS	
DATE	DESCRIPTION

TOWN OF KNIGHTDALE
STANDARD DETAILS

STREET NAME SIGN INSTALLATION
LOCATIONS

STD. NO.

3.16-1



2. CAP TO BE ALUMINUM #380 ALLOY OR EQUAL SLOTTED FOR .25" EXTRUDED BLADE; 2.375" I.D. BASE, DIE CAST AND POLISHED. CAP SHALL BE TAPPED TO RECEIVE AND INCLUDE 3 STAINLESS STEEL SET SCREWS FOR POST MOUNTING AND 2 STAINLESS STEEL SET SCREWS FOR BLADE MOUNTING. SET SCREWS TO HAVE ALLEN HEADS (SEE DETAIL C).
3. BLADE SPACER BRACKET SHALL MEET SAME SPECIFICATIONS AS THE CAP WITH 2 SCREWS TO EACH BLADE MOUNTING (SEE DETAIL D).
4. THE FACE OF ALL BLADES SHALL MEET COVERED WITH ENGINEERING GRADE SHEETING WITH #2290 WHITE DIE CUT LETTERS WITH REVERSED SCREENED #708 TRANSPARENT GREEN. THE PRIMARY LETTERS SHALL BE 5" HIGH UPPER CASE, FHWA SERIES B AND PREFIX/SUFFIX LETTERS SHALL BE 2-1/2" HIGH, UPPER CASE, FHWA SERIES C. BLOCK NUMBERS SHALL BE PLACED IN THE LOWER RIGHT CORNER AND SHALL BE 2-1/2" HIGH, FHWA SERIES C. ALL MATERIALS TO BE VACUUM AND HEAT APPLIED TO A PREPARED ALUMINUM BLADE, WHICH HAS BEEN CLEANED AND ALL FOREIGN MATERIAL REMOVED (SEE DETAIL E).
5. LETTERS, NUMBERS AND SPACING SHALL CONFORM TO THE STANDARD ALPHABETS FOR HIGHWAY SIGNS, 1966 EDITION, REPRINT MAY, 1972 BY THE U.S. DEPARTMENT OF TRANSPORTATION, FEDERAL HIGHWAY ADMINISTRATION, OFFICE OF TRAFFIC OPERATION.
6. ALL STREET NAME SIGNS ARE SUBJECT TO APPROVAL BY THE TOWN. BLOCK NUMBERS SHALL BE PROVIDED ON SIGNS AND CORRESPOND TO OFFICIALLY APPROVED ADDRESSES.
7. IF THE STREET IS INTENDED TO BE PRIVATE, A SUPPLEMENTAL PLATE IS REQUIRED. THE SUPPLEMENTAL PLATE MAY BE ATTACHED TO THE SIGN OR AN EXTENDED BLADE WITH BLACK ON YELLOW SHEETING MAY BE USED. THE SIGN SHALL HAVE BLACK LETTERS THAT SHOW PVT TO STAND FOR PRIVATE. THE LETTERS SHALL BE 2-1/2" HIGH, UPPER CASE, FHWA SERIES C, ON A BACKGROUND OF YELLOW ENGINEERING GRADE SHEETING. (SEE DETAIL F).
8. ON ALL ROADWAYS EXCEPT STREETS WITH STANDARD CURB AND GUTTER AND SPEED LIMITS EQUAL TO OR LESS THAN 25 MPH, ALL SIGNS WITHIN CLEAR ZONE SHALL BE OF A BREAKAWAY DESIGN THAT COMPLIES WITH THE LATEST EDITION OF AASHTO MANUAL FOR ASSESSING SAFETY HARDWARE (MASH) AND NCHRP REPORT 350.

NOTES:

1. BLADES SHALL BE EXTRUDED ALUMINUM 6063T5 OR 6063T6 ALLOY .080" THICK. POST SHALL BE 10'-0" IN LENGTH, 3 LB. STEEL U-CHANNEL SUPPORTS PER NCDOT STD. 1094-1(B).

REVISIONS	
DATE	DESCRIPTION

TOWN OF KNIGHTDALE
STANDARD DETAILS

STREET NAME SIGN

STD. NO.

3.16-2